



# Quick Start Guide

## Getting Started with QuaverMusic

1. Visit **QuaverEd.com**.
2. Select **Log In**, located in the upper-right corner.
3. Enter your **Username** and **Password**.

## Navigating the Dashboard

### Support Tools

The top section of the dashboard includes resources and tools for educators. Here, teachers can create and customize lessons, assign work, and more. Troubleshooting tips and technical support can also be found here.

My Dashboard

Quaver PLC Resource Manager Resource Creation Student Admin Help Center

Customize

Quaver Curriculum Song-Based Lessons Music Theory Teacher/District Customized Lessons

ClassPlay Student Interactives New Content Creatives

Quaver Choral Resources Teacher Toolbox Bach's Brain Making Music Worldwide

### Instructional Resources

The bottom section of the dashboard includes all lessons and resources for instruction. You'll find our Curriculum and categories for additional resource sets. This section can also be customized to add, remove, or rearrange preferred icons.

## Supporting English Language Learners

QuaverMusic includes extensive resources in both **English and Spanish**. Many are viewable with side-by-side English and Spanish displays, allowing students to access information in both languages.

Meters of 4

Métricas de 4 Tiempos

Track 1 Clear Track 2

Pista 1 Borrar Pista 2

## Customizable Dashboard

The QuaverMusic Dashboard houses all your resources and can be customized according to your preferences. Below, you will find brief descriptions of some of the most-used resources and tools.



Find our professional learning series for educators, "Creating a Culture for Success."



Customize lessons by adding in, deleting, and rearranging activities and by editing lesson plans.



Create new resources or bring your own resources into a lesson.



Manage student accounts, take attendance, give assignments, and monitor students' progress.



Troubleshoot device or account issues and obtain curriculum news, features, and updates.



Access all QuaverMusic lessons for Grades Pre-K-8.



Explore QuaverMusic's Kodály, Orff, MLT, or themed Song-Based Lessons.



Explore over 600 interactive songs and activities to supplement music instruction.



Provide students with a variety of interactive activities and resources to practice and develop musical skills.



Students can play, compose, produce, and experiment with sounds using QuaverMusic's signature Creatives.



Add choral music component to instruction with warm-ups, resources, and accompaniments for rehearsals and performances.



Travel around the world and listen to the music and instruments of every continent.



Students can create and style their Avatar in the Avatar Store and explore the Studio, Lab, Metro, and Music Room!



Evaluate students' mastery of music skills through quizzes, rubrics, assessments, and other tools.

### Share with Students



Show QR code or copy and share the link below.

<https://users.quavered.com/QR/2FHB74>

Copy Resource Link

Access to this activity is only permitted for licensed teachers and their students.

## How to Share Resources with Families at Home

Sharing resources with families at home has never been easier! Select QR Code from the Settings menu to get a shareable QR code and URL. Families can use those links to access the resource — no login required!

## QuaverMusic Lessons

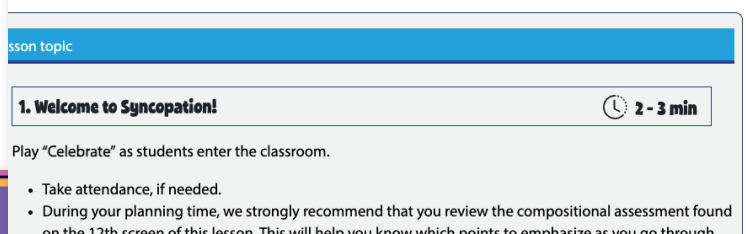
The Quaver Curriculum icon is where your primary curriculum resides. Here, you can access a full year's worth of lessons for grades Pre-K through 8th grade, organized by lesson or by unit. Grades K–5 offer 12 units with three lessons each, while lessons in grades 6–8 are designed for project-based learning.

Select the Quaver Curriculum icon from your Dashboard to open the Lessons Selection Menu. Choose a Grade, organize lessons by suggested order or unit, and select a lesson title to launch.



After selecting a lesson, multiple options are available:

- **Objectives** – The student learning goals for the lesson
- **Overview** – The purpose of the lesson
- **Worksheets** – Printables related to the lesson
- **Lesson Plan** – A PDF version of the full lesson to save or print
- **Launch** – Launch the lesson in the Lesson Plan Presenter window.




Once the lesson is launched, use the arrows to paginate through the lesson screens.

Use the Menus to view lesson notes, grab a shareable link, and more!



## Pedagogies

Find Quaver resources aligned to particular pedagogies such as MLT, Orff, and Kodály using Dashboard icons.







Quaver Curriculum

# What's in a Lesson?

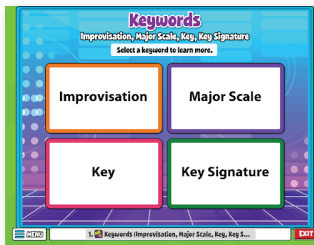


## Welcome

Introduce the topic, objectives, and vocabulary.

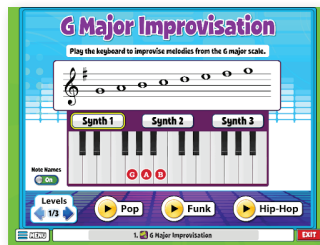
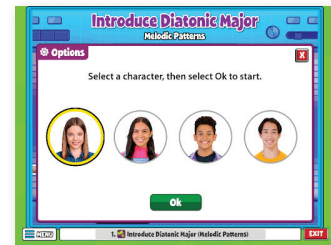
## Introduce

Explain the topic and goals of the lesson.



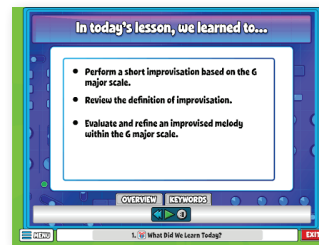
## Engage

Warm up and hook to interest students.



## Develop

Present and explain new material.

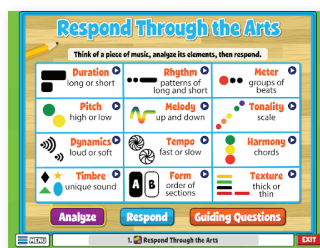


## Summarize

Reinforce the objectives and give opportunity for reflection.

## Extend

Additional activities are included in every lesson.



## Assess

The final lesson of every unit provides an opportunity to assess student learning.

